

OIA, New Zealand/Australian Conferences  
“The 100th Anniversary of Dr. A.T. Still's Passing. His Legacy Today”



# Largest gathering of International osteopaths in one location - Congratulations

- ▣ Special thanks to the Conference organizers (Antony, Jonathan and Amy) for the invitation to celebrate our 125-year anniversary of teaching osteopathic healthcare and to honor our Founder Dr. A.T. Still - 100 years since his passing.
- ▣ Dr. A.T. Still was merely trying to help those suffering in his community; he never expected to start a global movement and health profession. Here are stories about osteopathy's origins and the 100-years since his torch was passed on to others.

# This year marks the 100-year anniversary since A.T. Still's Death - December 12, 1917



# New book for young readers on A.T. Still's legacy – Founder of Osteopathy

“Andrew Taylor Still – The Father of Osteopathic Medicine” by Author Jason Haxton, MA, DO (hc) is now available.

This biographical book about Dr. Andrew Taylor Still will connect young readers (ages 12 to 14 years) to his life, events and accomplishments in discovering osteopathic healthcare.

To date no book for school-age children has been written about Dr. A.T. Still. It is the first of its kind!

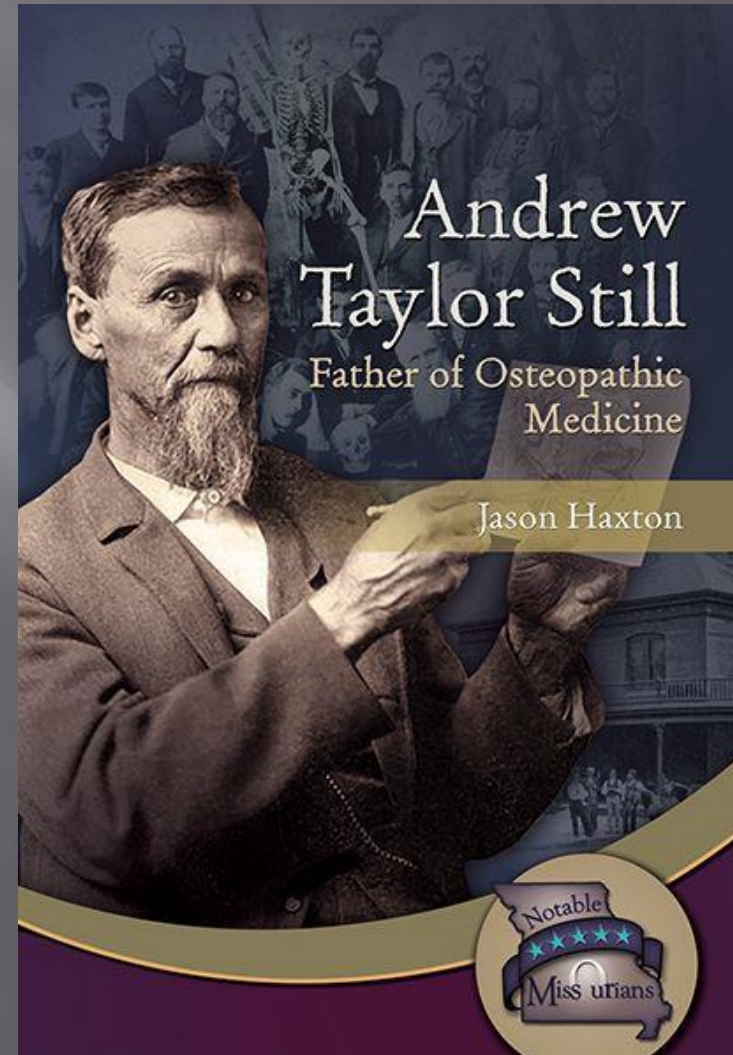
Link to a sneak peek of the book!

<http://tsup.truman.edu/files/2016/03/AT-Still-LookInside.pdf>

You can order a copy of the book through the Truman State University Press in Kirksville, Missouri.

Link:

[http://tsup.truman.edu/?s=Andrew+Taylor&post\\_type=product](http://tsup.truman.edu/?s=Andrew+Taylor&post_type=product)

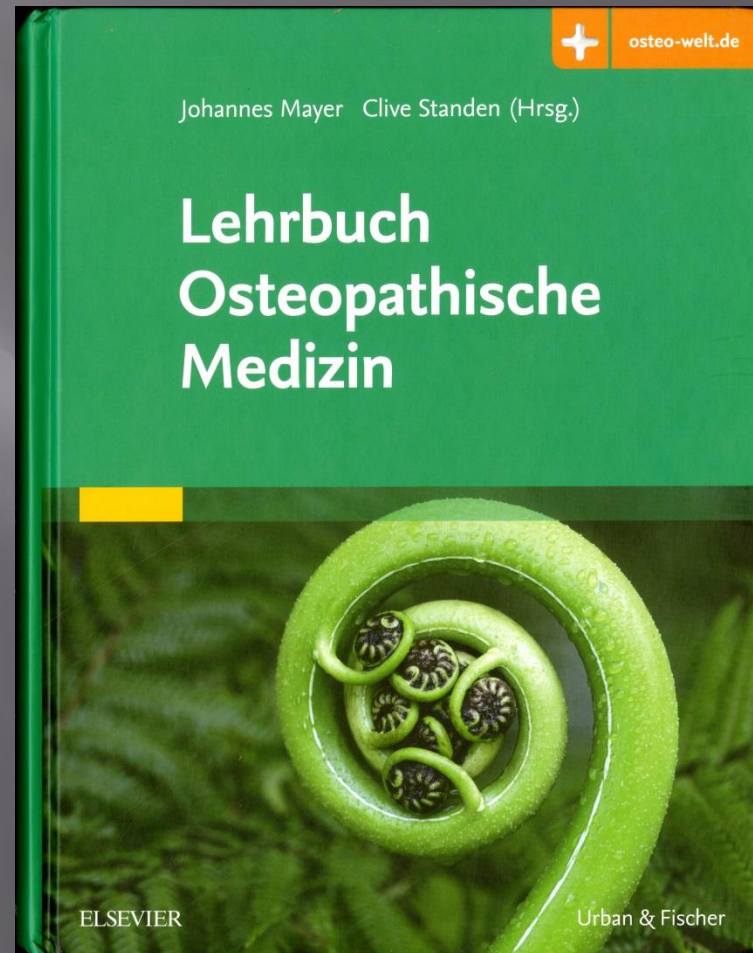


# New German Osteopathic Book.

This new major textbook to which I contributed has been published in German. It covers a broad range of topics from history, philosophy, embryology, clinical anatomy, neuroanatomy, physiology, interception/embodiment, the ecological-anthropological model with many clinical considerations from a medical and osteopathic perspective.

English version in the process for this year.

Currently, the most comprehensive textbook on osteopathic medicine.



Related to work a new documentary on osteopathy is being released.



# The Feminine Touch

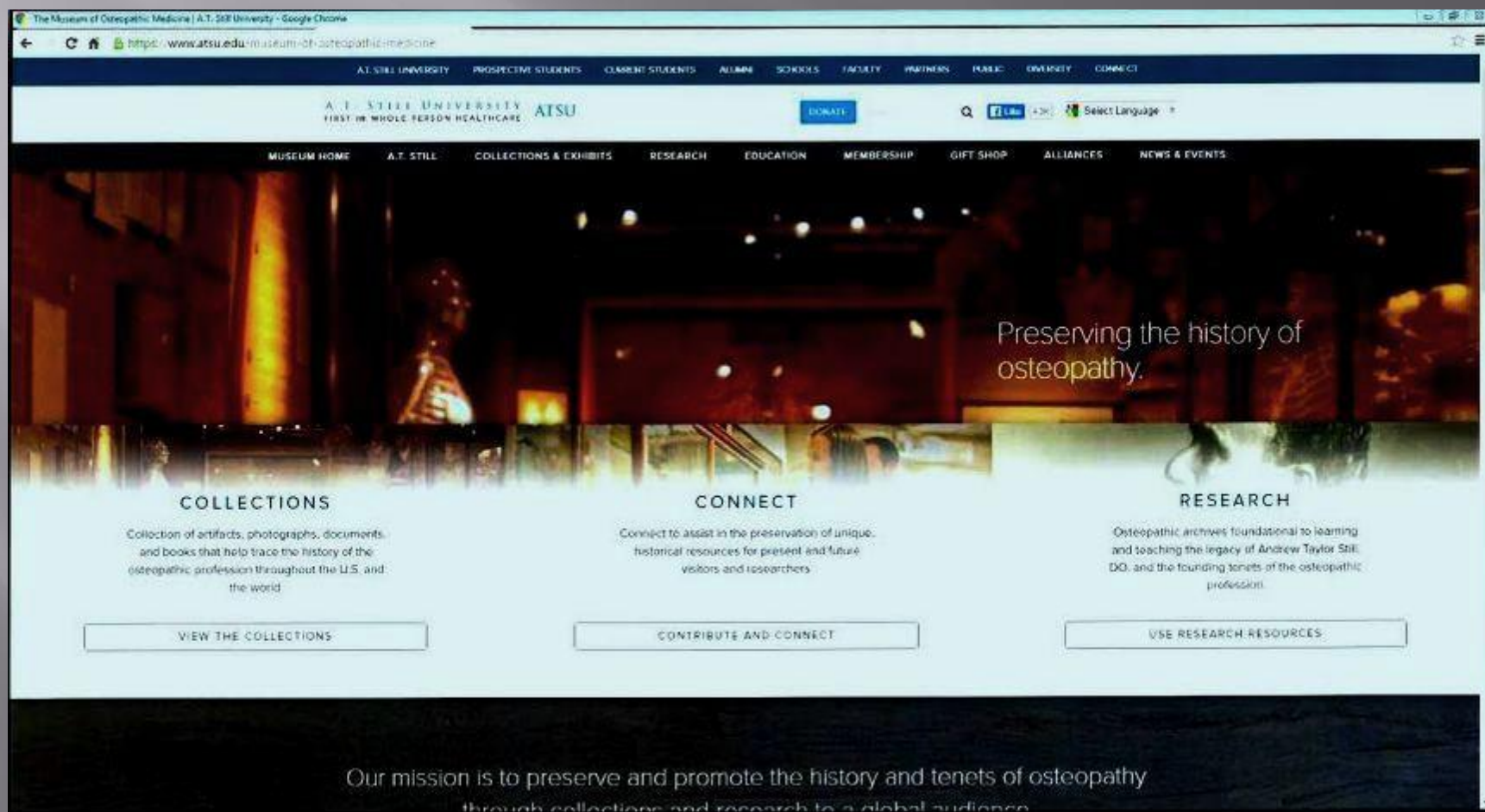
The Struggle for Equality in Medicine

SPONSORED BY *aco*fp | EDUCATION & RESEARCH FOUNDATION

Link: <http://www.wedu.org/thefemininetouch/>

The NEW Museum website provides access to much of the early materials of osteopathy

<https://www.atsu.edu/museum-of-osteopathic-medicine/>



The Museum of Osteopathic Medicine | A.T. Still University - Google Chrome

<https://www.atsu.edu/museum-of-osteopathic-medicine/>

A.T. STILL UNIVERSITY | PROSPECTIVE STUDENTS | CURRENT STUDENTS | ALUMNI | SCHOOLS | FACULTY | PARTNERS | PALLIUM | DIVERSITY | CONNECT

A.T. STILL UNIVERSITY | FIRST IN WHOLE PERSON HEALTHCARE | ATSU | DONATE | Search | Facebook | Twitter | Select Language

MUSEUM HOME | A.T. STILL | COLLECTIONS & EXHIBITS | RESEARCH | EDUCATION | MEMBERSHIP | GIFT SHOP | ALLIANCES | NEWS & EVENTS

Preserving the history of osteopathy.


**COLLECTIONS**  
Collection of artifacts, photographs, documents, and books that help trace the history of the osteopathic profession throughout the U.S. and the world.  
[VIEW THE COLLECTIONS](#)

**CONNECT**  
Connect to assist in the preservation of unique historical resources for present and future visitors and researchers.  
[CONTRIBUTE AND CONNECT](#)

**RESEARCH**  
Osteopathic archives foundational to learning and teaching the legacy of Andrew Taylor Still, D.D., and the founding tenets of the osteopathic profession.  
[USE RESEARCH RESOURCES](#)

Our mission is to preserve and promote the history and tenets of osteopathy through collections and research to a global audience.

Dr. A.T. Still's initial attempt at opening a school was a fiasco...





# A.T. Still University of Health Sciences – Today!



# Chief Administrators at ATSU

PRESIDENT - CRAIG PHELPS, D.O.

KCOM DEAN - MARGARET WILSON, D.O.




# A.T. Still University – Arizona Campus in Mesa



# Osteopathy's Development

A history of any person, place, thing, government or discovery [such as osteopathy], to be intelligently presented, must start at the point of time when this person or their discovery did not exist.

A.T. Still Papers Accession Number 2009.10.605



Still National Osteopathic Museum [2000.34.05]

# Dr. Still's Grandparents

## His Mother's Family

Andrew Still's mother, Martha Moore, of Scottish heritage came from a large wealthy frontier family that lived in Virginia at Abbs Valley.

Her father, James Moore Jr., had been captured as a teen by the Shawnee tribe and was sold to a Canadian trader, Batest Ariome.

Several years after that abduction the Shawnee returned. They attacked and killed the entire family except for one daughter.

Years after the Indian attack, a family neighbor of Abbs Valley, Thomas Evans, paid for James' release.

His daughter Martha "Moore" Still would help and teach the very same Shawnee tribe, from the conflict at Abbs Valley, at the Wakarusa Indian Mission of her doctor/preacher husband Abram and son A.T. Still.

## His Father's Family

Boaz Still descendant of Bishop John Still was of English and German descent (A.T. Still's Grandfather) and married...


Mary Lyda who was of ½ Dutch and ½ American Indian from the Cheraw later known as the Lumbee tribe.

A.T. Still's claim of having Indian blood comes from the Lyda - Lumbee blood line.

# Cheraw – Lumbee recognition

The Cheraw changed to “Lumbee” is derived from the region near the Lumber River in Robeson County, North Carolina. In 1956, the United States Congress passed House Resolution 4656, known as the Lumbee Act, which recognized the Lumbee as American Indians but prohibited them from receiving federal services ordinarily provided to federally recognized tribes.

The Lumbee is the only American Indian tribe caught in these circumstances and there has been lots of opposition from other tribes, especially the eastern branch of the Cherokee, who do not consider the Lumbee’s genetic make-up pure enough for full Native American status.



# Very early photograph of Dr. A.T. Still - 1880's




Dr. Still related an incident from his youth – which was in essence the first osteopathic treatment.

“One day, when about ten years old, I suffered from a headache. I made a swing of my father’s plow-line between two trees; but my head hurt too much to make swinging comfortable, so I let the rope down to about eight or ten inches off the ground, threw the end of a blanket on it, and I lay down on the ground and used the rope for a swinging pillow. Thus I lay stretched on my back, with my neck across the rope. Soon [the relief of pressure and gentle rocking] I became easy and went to sleep, got up in a little while with headache all gone.

As I knew nothing of anatomy, I took no thought of how a rope could stop headache and the sick stomach which accompanied it [Dr. Still is describing actually a migraine headache]. After finding relief from that activity Andrew Still would “roped” his neck whenever he felt one of those spells coming on. In images from his final years at the age of 86 – one can see an iron frame with an adjustable leather belt – a more practical and portable device that mimicked the plow rope invention of his youth. Many years later his understanding of anatomy helped to understand why the rope technique was so successful in alleviating those migraine headaches.

He had suspended the action of the great occipital nerves [these nerves were clinched tight by the muscles they pass through]restoring the natural flow of the blood eased the swelling of the muscles that caused the tightening. The body returned to normal – and gave harmony to the flow of the arterial blood to and through the veins, and ease was the effect.





FIRST LESSON IN OSTEOPATHY.



# Notice the Saint's Rest on Dr. Still's treatment table.



The final incident that pulled all the previous ones together to form a new understanding about health and disease was told before a class in the amphitheater of the A.S.O. in 1901.

Dr. Still told a riveted group of students, how a lad rode up to his home on a mule in a great haste - lickety-split and seeing Dr. Still shouted: "Doc Still come quick, ma's sick"; and the boy put his heels to his mule and took out back for home.

The lad had not been very explicit as to the trouble, so as a matter of course the doctor grabbed up his obstetrical outfit and got to his horse and took out after the boy - riding to a farm about 25 miles away.

Arriving at the house Dr. Still found not a woman in labor, but a case of pneumonia.

Meanwhile, during the trip to the home, a blizzard had blown up and there was no way for Dr. Still to go back for the needed medicines. He told how after examining the woman's chest he sat there with his fingers mechanically continuing to examine, wondering what he would do not having any of his regular medicines; and he found that his fingers were in an absent-minded way following a certain line on her chest -- as fingers will in abstraction follow the edge of a table or chair.

He gave the rib region his attention, and found that he was feeling the lower edge of a rib. Was it broken? It did not seem to be broken. Dislocated? Yes apparently. Dr. Still thereupon summoned his anatomic knowledge and his back-woods direct approach and managed to set about reducing the rib dislocation -- that at least was something he could do and perhaps bring his suffering patient some comfort; and he succeeded. First time in history so far as known.

The result was magical and very prompt. Almost immediately the pain was less, and soon left; the fever began to drop and was gone altogether with the embarrassed [stressed] respiration within the hour; and by morning the woman, hardy pioneer that she was, was back at work hog-cleaning. By restoring the structure to its proper place, her body functioned normally almost instantly? Had the woman truly been afflicted with Pneumonia (Dr. Still's first impression of the problem) then the patient recovery would have taken days or weeks -- not hours. This baffled Dr. Still.

The dramatic part of the story was in the family's hog-cleaning. Waiting around for the blizzard to pass, Dr. Still learned the story of that twisted rib from the family. It being winter time, they took advantage of the cold's preservation ability to process their meat. They had been slaughtering hogs, whose carcasses were hung by the hind legs over the limb of a large tree back of the house, to be cleaned. The first being finished, it was tied out of the way against the trunk of the tree. But, in some way it came loose; swinging down, its snout struck the woman in the chest just under this rib; and although the snout was soft, yet it had the full weight of the animal's body pushing behind it. There was seen a small blue spot to record the impact of the blow. The chain of events from that dislocated rib to the symptoms that appeared to be pneumonia is of course not difficult to trace.



INT  
AD  
T  
V

FR

BRONZ

# A. T. STILL,

## Magnetic Healer.

ROOMS in Reid's building, south side square, over Chlin's store.

Office days—Wednesdays, Thursdays, Fridays and Saturdays, from 9 A. M., to 5 P. M., with an intermission of one hour from 12 M. to 1 P. M.

Kirkville, Mo., March 11, 1875.

## CHARITON STEAM SAW & GRIST MILLS.

PANABAKER & TINSMAN,  
PROPRIETORS.

LOCATED 6 miles west of Kirkgville. Do custom grinding and sawing promptly. Have constantly on hand a large assortment of Flour and Lumber. In consequence of our fast increasing custom we have added another large run of Burrs to our mill which will enable us to do work with neatness and dispatch. We pride ourselves especially on the quantity and quality of Flour we can make out of a bushel of wheat, and solicit a fair trial from the farmers of Adair



UNDERT  
[Northw  
KIRKS  
n28-1yr]

BILL  
S. T. F

ORDERL  
ation  
ments, cigar  
Southwest  
Schneider's


JOHN

Vocal and  
Kir

MUSIC and  
Orders  
William's, v  
n20-tf]

BLAC

# Our small beginnings in 1892





# The First Class of Osteopathy Faculty: A.T. Still and William Smith



# Dr. William Smith, M.D., D.O.



William Smith graduated as an MD after a full seven years of medical study at the Royal College of Surgeons of Edinburgh, Scotland. The best medical school then still in the top 30 best today!

I had a half hour appointment to visit with the “Old Doctor” our conversation lasted four hours. I sat entranced; the theories he introduced were so novel, so contrary to all I had ever read or heard that I failed to follow the reasoning. My arguments were met with the statement “It is so; no “ifs” and “ands” about it; I do tell you, and the people get well.

Dr. William Smith’s association with Dr. Still brought credibility to Dr. Still’s ideas and osteopathy. Dr. Smith strengthened the teaching curriculum, quality of equipment and research.

# The first graduate was an M.D. William Smith. He was also the Anatomy Instructor


## American School of Osteopathy

Know all men by these presents, that  
William Smith, M. D.  
having attended a full course of Lectures on, and  
Demonstrations of Osteopathy, and having, after the  
examination, been found fully qualified to practise the  
Art in all its branches, is hereby conferred by me  
with the title  
Diplomate in Osteopathy.

Given at Kirksville, Missouri  
this, the 15<sup>th</sup> day of February 1893

A. J. Still  
President

# Dr. William Smith and Dr. David Littlejohn seen with one of the first x-ray machines available in 1898.




Experimentation to view the circulatory system intact in the human body.

Using honeybee wax and red sulfur which contains mercury salt residue, Dr. Smith and Dr. David Littlejohn create a solution that when injected into a cadaver is opaque – and permits viewing of the circulatory system.

The process involved warming a cadaver in hot water and injecting the solution (just below the boiling point) into the blood drained cadaver.

Once cooled x-rays show aspects of the circulation of blood undetectable in dissection.

# “Dr. Andrew Taylor Still – his children, USA professors and International Professors 1899



## **William Smith, MD, DO**

Professor of Demonstrated Anatomy, X-Radiance and Obstetrics

Started October 1892 – *left November 1899*

## **John Martin Littlejohn, (Ph.D. questioned)**

Dean (5-months) and Professor of Physiology

Started Jan. 1897

## **James B. Littlejohn, MD**

Professor of Surgery

Started March 1898

## **David Littlejohn. MD**

Public Health, Venereal Disease, Assistant in Histology, Pathology and X-Radiance

Started Sept. 1898

*All three Littlejohns left June 13, 1900*

# The First class photo October 1892



Museum of Osteopathic Medicine, Kirksville, MO  
[1975.95.30.02]

# Historic Challenges of the Osteopathic Profession and Discussion - Museum of Osteopathic Medicine

## Annual Address,

Delivered by A. T. STILL, D. O., to the students of OSTEOPATHY.

### OSTEOPATHY.

The first annual address to the pupils of OSTEOPATHY, delivered Jan. 1st 1891 in Kirksville, Mo., by Dr. A. T. Still, discoverer of the New Science of Health. He said: "Despise not the day of small things," was said long ages ago. That is just as good today as then. You can be counted on the fingers of one hand. One year year ago one thumb was enough, as the writer of this feeble address was all there was of the school and its pupils. Sit still men until I tell you some good news! Since you five entered the school of bones, applications have been legion to become pupils of this grand school. Money is offered to establish a Hospital School to treat the sick and teach the philosophy of health without poisons and drugs, on whose trail at every step you behold death, insanity, idiots, drunkenness, opium eating, morphine habits, chloral eating, whiskey drinking, drug doctors, confectioners and no conclusions by its advocates. You are now in the pursuit of a study that is as true as mathematics. You can answer yes to all questions as surely as the Astronomer can trace velocity and magnitude of the heavenly bodies, besides you have a truth to reason from and a fact as its voucher. Thus your answer is absolutely yes and no. At an early day you will have to fill the chairs of professors of the greatest institution that ever had a place on earth. Its name is and will be OSTEOPATHY. Now let me say to you in solemn truth, that no grayhaired nor

youthful physician has ever answered the question, What is the cause and cure of Asthma? You can, and prove what you say by your work. Can the M. D.'s do as much, No! not to the present age. The same of Croiter, Heart, Lungs and all other diseases except contagion and infections. Have you not cause to be proud of the step you have taken? When you are old and all the world can look over your life and say "No man woman or child has been made a drunkard nor addicted to any of the habits of drugs by you" such as morphine eating, pill taking, whiskey drinking, or any of the whole lists of habits belonging to drugs caused by your school. Can any one of the one hundred and fifty thousand D.O.'s of America say as much? No, but they can safely say we have made two each for every year, which makes three hundred thousand sots, we, the M. D.'s of America have made; and seven out of every ten of us get or are addicted to some drug habit. The big medicine men of America ask legal protection. They ask the legislatures to prohibit and punish by fine and imprisonment any and all treatments for diseases, but the regular old bangwell system of puking, purges, blisters, skin syringes, poor man's plasters, and so on until the money is gone, then advise the mountains or Florida where Buzzards are plenty. You may be laughed at but the last laugh is the sweetest which will be yours. Should I live twelve months look for more of the same kind.

### DR. STILL

Has discovered that many diseases, pronounced incurable, are caused by partial or complete dislocation of the bones of the Neck, Crest, Spine, or Limbs. Following is a partial list. Headache, Weak and Sore Eye, Enlarged Testicles, Catarrh, Sore Ears, Limping Eyes, Loss of Voice, Bleeding of Lungs, Asthma, Pneumonia, Heart Disease, Consumption, Paralysis of Face, Spine or Limbs, Gout, Piles, Varicose Veins, Sore Limbs, Leucorrhoea and all Female diseases, Constipation, Flux, Diarrhea, Piles, Cold Feet and Limbs, General Prostration, Dyspepsia, Gout, Rheumatism of all parts of the System, Liver Diseases, Brights Disease, and all diseases of the Kidneys, etc.

All the diseases above named are seldom cured until the bones at fault are adjusted.

"MAN IS FRAGILE AND WONDERFULLY MADE."

DR. STILL is, perhaps, the only living Natural Bone Setter in America.

Bones set without drugs.

Enclose \$5.00 with description of disease if you wish an opinion in your case. Work begins with 9:30 a.m.

### NOTICE.

All persons who claim "to treat diseases as Dr. A. T. Still does" and cannot show a certificate of proficiency signed by me are not to be trusted with your lives.

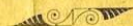
### DR. A. T. STILL,

LIGHTNING BONE SETTER.

KIRKSVILLE, MO.

WILL BE AT

Independence, Mo., 3 to 14.  
Nevada, Feb. 16 to 28.  
Huller, March 1 to 15.  
Rich Hill, March 17 to 24.



114

### Obligation.

I hereby obligate myself to keep inviolate the principles of Osteopathy, as taught by Dr. A. T. Still, and solemnly promise not to impart any knowledge here obtained to any person not a recognized student of the American School of Osteopathy. This, I believe, is but justly due to the Discoverer, Dr. A. T. Still, in addition to the small amount requested as tuition.

Signed,

W. Ward  
 ✓ Chas. H. Hall  
 ✓ William Smith  
 ✓ P. Davis  
 ✓ Mrs. J. W. Bentley  
 ✓ J. D. Hill  
 ✓ Andrew P. Davis  
 ✓ James S. Clark  
 ✓ Charles W. Sarge  
 ✓ Little & Coles  
 ✓ Chas. E. Still  
 ✓ W. F. Holbrook  
 ✓ J. W. Washburn  
 ✓ J. A. Still  
 ✓ J. W. Gentry  
 ✓ Mrs. W. J. Little  
 ✓ Mrs. J. Peter  
 ✓ Blanche Still  
 ✓ H. J. Little  
 ✓ W. S. Hall  
 ✓ James R. Hunter

# A.P. Davis' Osteopathic School in Quincy, Illinois in 1895

## HE CURES ALL DISEASES

Without Medicine—Dr. A. P. Davis, One of the First Teachers and Graduates of the Osteopathic School at Kirksville,

Coming to Quincy—All That Are Afflicted Should Call on Him Next Tuesday.

Osteopathy and orifical surgery are the latest and most wonderful healing agencies known, and over 80 per cent of all chronic diseases are cured thereby. Osteopathy means the proper adjustment of the bones, muscles, ligaments, tendons, arteries, veins and freeing the nerves.

Dr. A. P. Davis, one of the first teachers and graduates of the Osteopathic School at Kirksville, has arranged to be in Quincy to treat patients with chronic diseases three days each week, beginning on next Tuesday (Dec. 3.) He invites all afflicted persons to call on him at the Tremont House between the hours of 8 a. m. and 5 p. m. The doctor is a graduate, not only of osteopathy, but of all the medical schools of medicine, and his experience has been remarkable in his line. He treats chronic diseases successfully without the use of drugs, and will give you a sensible, philosophical reason for his method of treatment. For forty years he was a general and special practitioner of medicine, and is thoroughly posted in all lines pertaining to the healing art.

Dr. Davis is a very pleasant-faced old

## THE QUINCY OSTEOPATHIC INSTITUTE.



The Science of Osteopathy  
Taught in a Six Months Course.

### A Drugless System of Healing

This Science applicable to youth, manhood and age. The proper adjustment of the system to itself. Cures all diseases. The most reasonable method discovered. It is perfectly harmless. Marvelously successful, satisfactory and peculiarly wonderful. It surpasses all others. The most hopeless cases cured by it. See and consult.


**A. P. DAVIS, M. D., D. O.**

9 A. M. to 12 M., 2 to 5 P. M.

4th and Jersey Street, Quincy, Ill.



# Dr. Alva Gregory, M.D. started the second school to train Chiropractors With D.D. Palmer.



*Yours Very Truly  
Alva A. Gregory M.D.*

## SPINAL TREATMENT

AUXILIARY METHODS OF TREATMENT  
DESIGNED FOR THE USE OF THOSE WHO BELIEVE IN  
AND APPRECIATE THE TRUE PRINCIPLE OF PROGRESS  
IN THE HEALING ART, NAMELY, TRY  
ALL THINGS WITH AN OPEN MIND, AND  
HOLD FAST TO THAT WHICH IS  
FOUND TO BE GOOD

BY ALVA A. GREGORY, M. D.

GRADUATE OF THE SAN HOUSTON NORMAL  
INSTITUTE, HUNTSVILLE, TEXAS.

GRADUATE OF THE MEDICAL DEPARTMENT  
OF THE UNIVERSITY OF TEXAS.

PRESIDENT OF THE PALMER - GREGORY  
COLLEGE, OKLAHOMA CITY  
OKLAHOMA.

ILLUSTRATED MOSTLY WITH ORIGINAL  
ENGRAVINGS ESPECIALLY PREPARED  
FOR THIS WORK.

SECOND EDITION  
REVISED AND ENLARGED.

ORIGINAL IN THE POSSESSION OF  
MUSEUM OF OSTEOPATHIC MEDICINE  
KIRKSVILLE, MO  
PROPER CREDIT MUST BE GIVEN  
IN ANY USE OF THIS MATERIAL

PUBLISHED BY  
THE PALMER-GREGORY COLLEGE  
OKLAHOMA CITY, OKLAHOMA

### NOTICE

This material may be protected by  
copyright law (Title 17, US Code)

# Palmer being an uneducated man...

xxx

*Introductory.*

thrust and some of the specific methods of a later school of Chiropractic Spondylotherapy.

[ The first school established that used the spinal thrust exclusively as a system for the treatment of all ailments, both acute and chronic, was started by D. D. Palmer, who obtained his first ideas of spinal lesions from an osteopath by the name of Struthers. The spinal thrust we understand he obtained from a Bohemian. Palmer, however, established the first school known as Chiropractic, being so named by its founder and to him properly belongs the honor, if such be due, of founding a new school of practice. We find no evidence whatever that he was a discoverer, but find facts to the contrary. Palmer being an uneducated man it has fallen to the hands of others to develop this science. ]

Because of the gross errors taught in this original school both by the founder and his successor, many have prejudged and condemned this science. Many have felt that no important truth could be mixed with so many gross errors.

Some of the medical profession and others of the better educated class of people have felt that because spinal adjustment was first introduced by a man who was wholly uneducated in therapeutic lines, he could not have known of any method of much consequence or importance as a therapeutic auxiliary; but this does not, by any means, follow.

**HYDROTHERAPY.**—Was established as a cure for disease by Priestnitz, an uneducated peasant of Northern Europe. The "water cure" has accomplished good in the alleviation of disease, both acute and chronic.

**ELECTROTHERAPEUTICS.**—Was first recommended and used for the relief of disease by men outside of the medical profession. It was considered a fraud and by the ignorant was thought to be the work of the devil, and it was slow

*The Origin of Spinal Adjustment.*

xxxii

in being accepted by the medical profession, as too much was claimed for it.

Both hydrotherapy and electrotherapy, being originated and championed by men outside of the medical profession and by men uneducated in therapeutic lines, were therefore slow in being received.

The false and extravagant claims made concerning their efficacy caused these remedial agents to be branded as "fakes" and their reception retarded. After the medical men became convinced that there was merit in hydrotherapy and electrotherapy they have adopted these methods as adjuncts to their therapeutic measures, and by their superior education and intelligence have greatly developed these agencies of treatment, making them much more effective and meritorious.

Looking forward, we feel sure that when the medical world know the value and potency of this new method of treatment herein described, they will be glad to use it successfully in so many cases where no other method of treatment will effect a cure, and that they will appreciate the one who has been instrumental in bringing this knowledge to their minds.

We fully appreciate that ignorance and superstition have shrouded the meritorious effects of this most potent and wonderful method of treatment, and also prevented its progress and acceptance by the medical profession.

We are also hopeful that the present explanation of the philosophy of this treatment will be a continuation of developments begun by the author, and that this work will be a real blessing to our profession and their clients, who will be benefited by the use of the rational methods herein introduced and described.

**ORIGINAL IN THE POSSESSION OF  
MUSEUM OF OSTEOPATHIC MEDICINE  
KIRKSVILLE, MO  
PROPER CREDIT MUST BE GIVEN  
IN ANY USE OF THIS MATERIAL**

**NOTICE**  
This material may be protected by  
copyright law (Title 17, US Code)

# The Columbia School of Osteopathy 1899 - the other Kirksville osteopathic school begun by Dr. Marcus Ward



# The ASO's second class graduates of 1895

Museum of Osteopathic Medicine (SM), Kirksville, MO [2000.01.18]



H. S. O.  
Class of 1895  
KIRKSVILLE MISSOURI

Dr. Elmer Barber also started a school in  
Kansas City – The National School of  
Osteopathy – you could be a D.O. or M.D. or  
M.D./D.O.



DR. E. D. BARBER.

# Abraham Flexner



## **Flexner Review of the American School of Osteopathy**

In the late fall of 1909, Abraham Flexner visited the American School of Osteopathy per his commission by the Carnegie Foundation to inspect and report on all medical schools in America and Canada.

**AMERICAN SCHOOL OF OSTEOPATHY.** Established in 1892 and owned by two individuals.

**ENTRANCE REQUIREMENT:** Less than a common school education.

**ATTENDANCE:** 560 (ranging in age from 18 to 54 years).

**TEACHING STAFF:** 12 with 11 student assistants. (There actually were 14 faculty and an additional 6 postgraduate assisting and learning that were not mentioned by the report.)

**RESOURCES AVAILABLE FOR MAINTENANCE:** Fees, amounting to \$89,600 (estimated).

**LABORATORY FACILITIES:** These are absurdly inadequate for the number of students, as is likewise the teaching staff. A single room, with corresponding preparation room, is used as a bacteriological and physiological laboratory, a six weeks' course being given by one teacher to success squads of 32. In the same way separate additional laboratories are provided for chemistry, anatomy, and pathology. Material of a pathological demonstration is bought; there is no museum, and no effort is made to save gross material. The dissection room is foul. The "professors" in charge of histology, pathology, and bacteriology are senior students.

**CLINICAL FACILITIES:** A hospital of 54 beds adjoins, but its work is practically all "surgery"; the ward cases are "occasionally used for clinics. Students witness operations." Obstetrical work is comparatively scanty. There is no other hospital in town. A large dispensary is operated. An instructor is on hand the first time the student administers a "treatment"; after that, "only if summoned."

A course of twenty lectures on the fallacies of medicine is given, so that the graduate will know why he does not use "drugs." The school is a business in which a large margin of profit is secured by its owners. The teaching furnished is of the cheapest kind. Its huge income is therefore largely profit.

# Dr. Brian Degenhardt – Director of the A.T. Still Research Institute (SRI)



# The Still Research Institute (SRI)

Using 3-D Imagery and models to teach accuracy and objective measurement of student skill in OMM.





# Dr. Still's view on cells as seeds

- The osteopath who is a competent engineer of the human body should not allow tumors to form and because of his this lack of knowledge of cause and effect say that he does not know the cause of their production. The osteopath is right at home when meeting a tumor – because she/he knows and sees the cause – and enters the combat.
- Every atom of blood when sent forth from the lungs is a living seed. As much so as the seed of any shrub, flower or tree in all nature. When those atoms are delivered to the proper soil in the human body they grow – creating real substance.
- When these seeds or atoms are not normal they are not appropriate in the human system, but are refused or thrown off by the body tissues and become active agents in disease. The quality of life imparted by the lungs they will grow in a lower stratum – an when they do not find healthful soil or conditions they will grow in diseased soil.

## Physical and Mental Shocks to the body.

- Explore for the true cause of the deadly effects on the system keep in mind that any organ when injured by atmospheric changes, wounds, bruises, mental shocks etc. very often produces such changes as results in death.

# James Cox, Ph.D.

Current cancer research at the Founding School of Osteopathic Medicine.

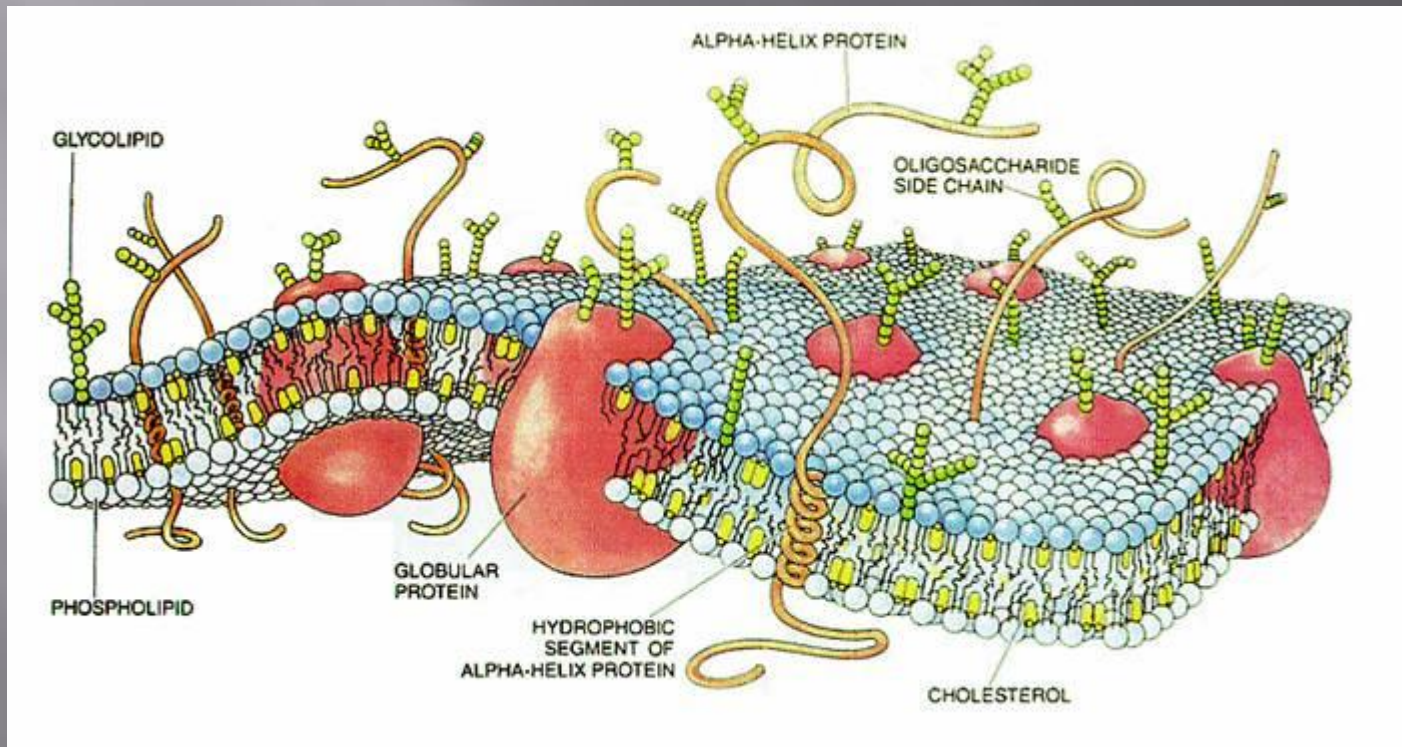
In agreement with Rudolf Virchow and Dr. A.T. Still – the cell is the smallest living unit of the body and from it comes all cells. These cells obey the working of a cell which is performed by proteins.

The proteins keep the cell alive and tell it what to do – to keep its shape to take in nourishment. Dr. Cox believes he has found the protein that tell the cell to stop. By adding a peptid to the protein – it will seek out cancerous cells and make them stop growing – multiplying. His research is now pending a patent.

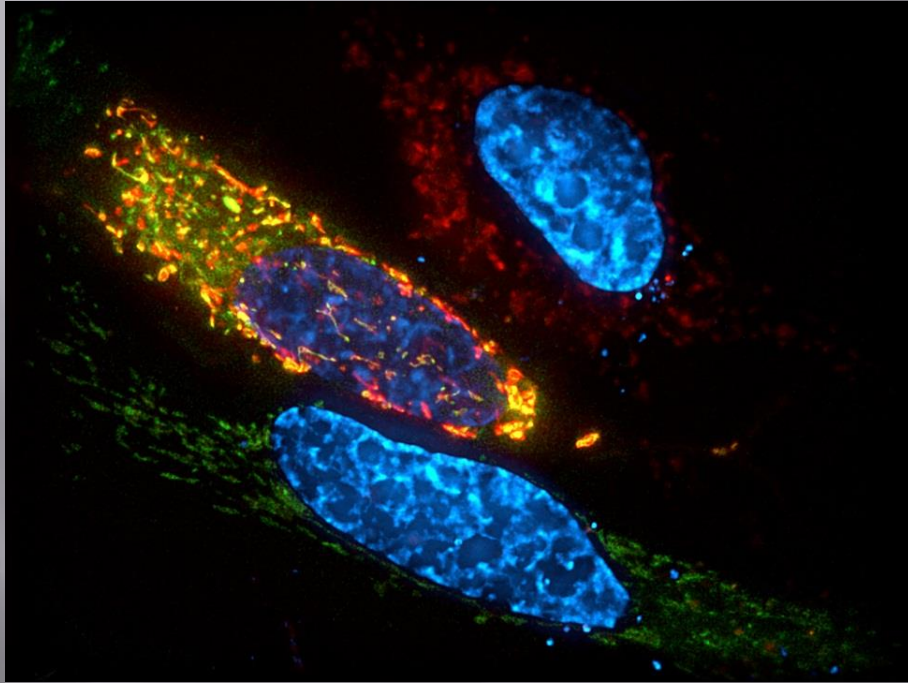
Dr. Still felt the best way to fight cancer was to keep the physical body healthy – and nourished. Physical trauma and emotional trauma would permit the cancer -- cells which occur naturally – and typically contained or expelled to get the upper hand.

# Proteins in the cell membrane

## ▣ Proteins



# Identifying the Protein that tells the Cancer cell to stop or rupture and die.




# Dr. A.T. Still Teaching OMM in the surgical pit at his school.




# Dr. Still always intended Osteopathy to be International and trained students from around the world.

Dr. A.T. Still stated in 1913 - The Flag of scientific progress is accepted as truth and honored as such, not only in America, but other countries.



Dr. K. Nemoto  
Akita, Japan

In 1915 - Dr. Still stated that by compromising with medicine, Osteopathy is doomed as the school that could have incorporated all the natural and biological healing arts.

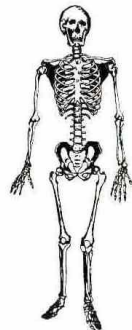


J.M. Littlejohn

James Littlejohn

David Littlejohn

One of his final statements on the topic in late 1915 - " I hope the faithful will rally around the [osteopathic] flag and we will build an International school that will offer no compromise unless it is the golden truth.



ARDESHIR B. IRANI, Yezd, Persia.

The progress of man depends upon faithfulness, wisdom, chastity, intelligence and deeds. He is ever degraded by ignorance, lack of faith, untruth and selfishness.



ANNIS H. JURAGE, Lebanon, Syria.

It is not head merely, but a heart and resolution complete the real philosopher.

## **Dr. Florence Mac George**

Florence was a woman of Scottish decent, born on Tasmania on 20 November 1882. Just before she turned four years old she suffered a bad fall down the stairs of her family home, which caused some damage to her cervical vertebrae. Throughout the rest of her childhood and adolescent life her eyesight depleted and she often suffered from eye and back aches. After consulting many of the leading oculists in London and on the Continent she was left with no hope and the guarantee she would lose her eyesight. On her way home from Europe, via America, she learned of Dr. Andrew Taylor Still in Kirksville, MO and what he might be able to do for her. She immediately journeyed to Kirksville and began treatment, soon afterwards recovering her eyesight and ridding herself of the eye and back pains she had suffered from for so many years. Florence was so impressed by the successful results of her treatments she enrolled into the American School of Osteopathy class of 1900. After graduating Florence went on the practice in several countries, including: America, Canada, England, Scotland, France, Italy, New Zealand and Australia. Dr. Florence Mac George was the first Osteopath to practice in New Zealand and the first woman Osteopath in Australia.

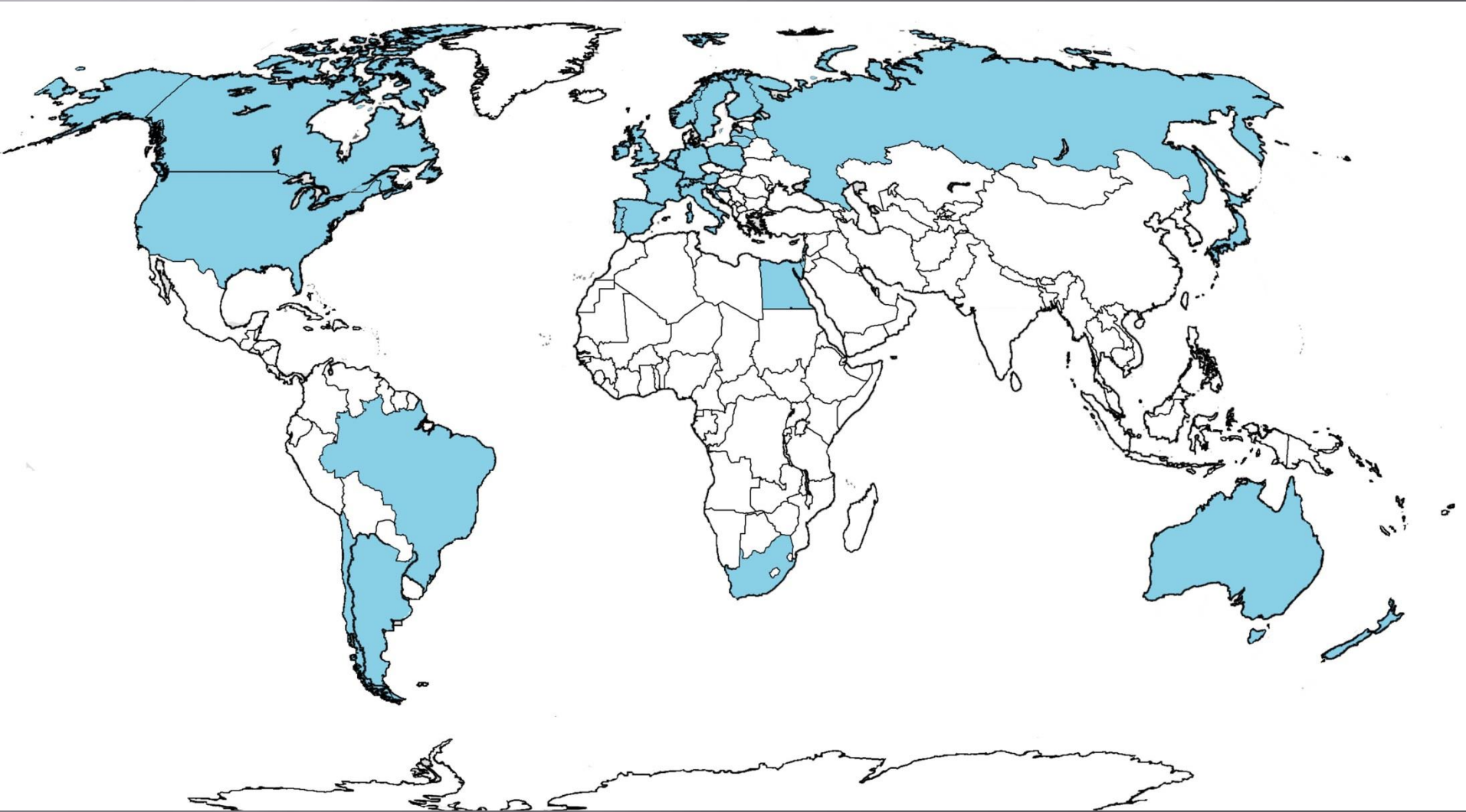
# Florence McGeorge spread osteopathy throughout Oceania



Still National Osteopathic Museum, Kirksville, MO [D779]



# "The Development of Osteopathy in the United States and Around the World."



# Does are Founder look like anyone else?



Museum of Osteopathic Medicine, Kirksville, MO [2000.34.05]



The Museum of Osteopathic Medicine was begun in 1934 By Dr. Blanche Still Laughlin With two display cases - now we have 100,000 artifacts



THE A. T. STILL MEMORIAL MUSEUM

# Lecture by Jason Haxton, M.A, DO (h.c.) Museum of Osteopathic Medicine - Director

